

SUPER SOLAR ze/SUPER SOLAR-2ze/ETZ MK4

SS342XCE/XCET



PRODUCT INTRODUCTION

The SUPER SOLAR ze/ETZ MK4 with the successes of the 1st Generation, we upgrade it with more efficiency led resource, brightness is 30% higher than the G1,the optical angle range of SUPER SOLAR ze/ETZ MK4 is 8°-40°. With a brand-new electronic zoom system, it shows high efficient and smooth zoom. Excellent color mixing creates high quality light, without any extra spill light. With its design of IP66, SUPER SOLAR ze/ETZ MK4 is the ideal lighting for small/large- scaled show/event.



SS342XCE/XCET



PRODUCT PARAMETERS

Optical system

Light source 14x20W (RGBW)
Angle 8°-40°

Appearance

Size 375x283x236mm (SS342XCE)
325x283x236mm (SS342XCET)

Weight 8.6kg
Casing Die-cast aluminum
Black

Electrical Specs

Voltage 100-240VAC,50/60Hz
Max. Power 235W
Power Connection Power in and out
DMX XLR DMX in and out

Control System

Dimmer 0-100%16Bit
Cooling Direct Convection
Control DMX512, RDM

Display On board Control, 0-20Hz Strobe, Custom Mode
Con Personality HSIC (8CHS) 、SSP (8CHS) 、TOUR (12CHS) 、TR16 (17CHS)

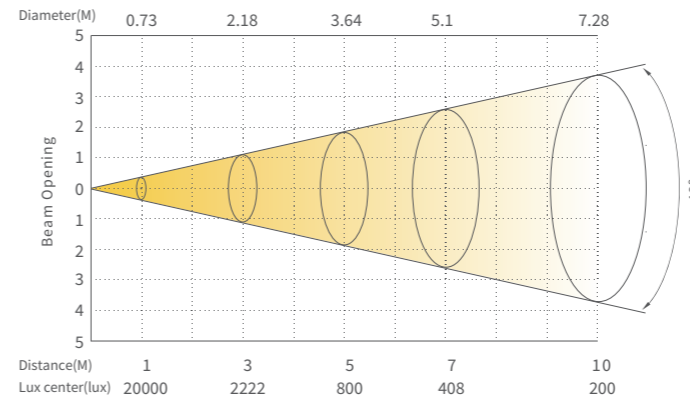
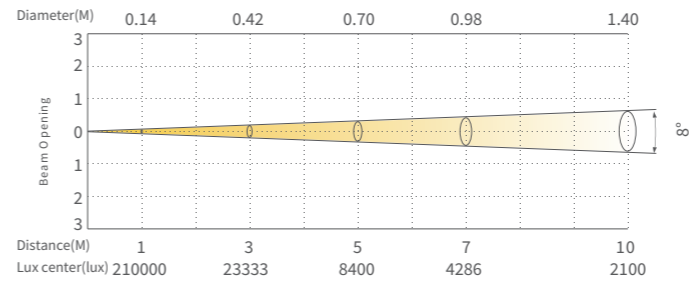
Certification

CE、MET

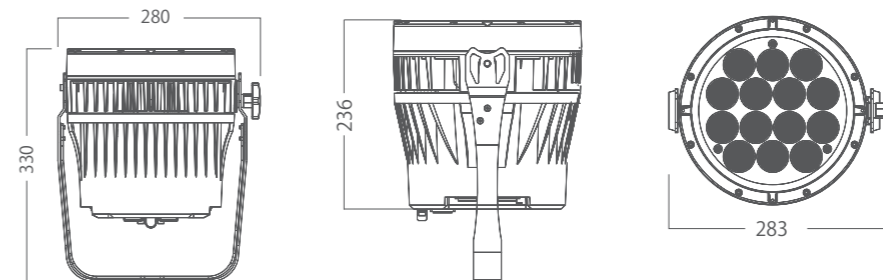
Work Environment

Ambient Temp -20°C-45°C
IP Rated SS342XCE-Dry Location, IP20;
IP POWER Socket, IP DMX XLR, SS342XCET, IP65;
SS342XCET-Dry/Damp/Wet Location/IP66 (with LED dispaly cover installed)

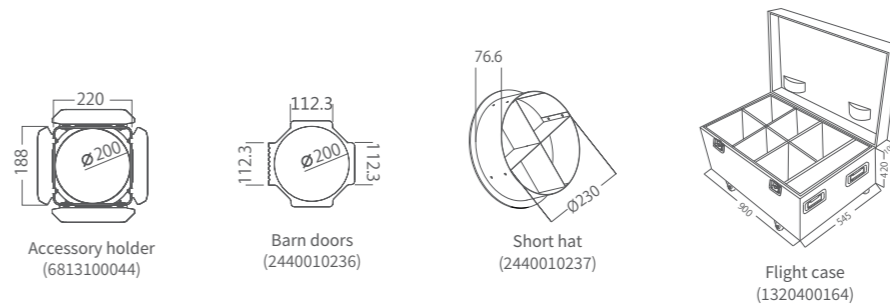
ILLUMINANCE AT DISTANCE



DIMENSIONS



ACCESSORIES (Accessories not included unless otherwise stated)



TOURZ

PAR LIGHT